




e-ISSN: 2456-6632

This content is available online at AESA

Archives of Agriculture and Environmental Science

Journal homepage: journals.aesacademy.org/index.php/aaes



ORIGINAL RESEARCH ARTICLE



## Ripening quality of banana cv. Amritasagor through application of different ripening agents

Tamanna Yasmin<sup>1</sup>, M. Ashraful Islam<sup>1\*</sup> , Quazi Forhad Quadir<sup>2</sup>, Daryl C. Joyce<sup>3</sup> and Bhesh Bhandari<sup>3</sup>

<sup>1</sup>Department of Horticulture, Bangladesh Agricultural University, Mymensingh 2202, BANGLADESH

<sup>2</sup>Department of Agricultural Chemistry, Bangladesh Agricultural University, Mymensingh 2202, BANGLADESH

<sup>3</sup>School of Agriculture and Food Sciences, The University of Queensland, AUSTRALIA

\*Corresponding author's E-mail: ashrafulmi@bau.edu.bd

### ARTICLE HISTORY

Received: 13 January 2021

Revised received: 15 March 2021

Accepted: 21 March 2021

### Keywords

Banana  
Ethephon  
Ripening  
Ripestuff™  
Softness

### ABSTRACT

Desirable ripened quality banana fruits are important for the consumer acceptability. Banana cv. Amritasagor was treated with different ripening agents like control (R<sub>1</sub>), Ripestuff™ @ 42 mg/10 mL water (R<sub>2</sub>), Ripestuff™ @ 84 mg/10 mL water (R<sub>3</sub>), Ethephon @ 200 ppm (R<sub>4</sub>) and Ethephon @ 400 ppm (R<sub>5</sub>); and storage durations were 24 h (H<sub>1</sub>), 48 h (H<sub>2</sub>), 72 h (H<sub>3</sub>), and 96 h (H<sub>4</sub>). The two factors experiment was conducted with complete randomized design with three replications. Fruits were placed in container (RFL). With the progress of storage duration quality parameters like weight loss (%), peel color, pulp to peel ratio, softness, total soluble solids (TSS), and pH were recorded. Fruits treated with R<sub>3</sub> and R<sub>5</sub> produced uniform yellow color and the highest softness at 96 h. Whereas banana fruits treated with R<sub>2</sub> developed peel colour and softness a bit slower compared to other treatments; and untreated fruits (control) were hard, poor in color and quality, and were not suitable for consumption at 96 h. The highest TSS (%) were found at 72 h treated with R<sub>5</sub> and at 96 h with R<sub>5</sub> including R<sub>3</sub>, and R<sub>4</sub> showed the mostly similar TSS (%). Thus, Ripestuff™ @ 84 mg/10 mL water (R<sub>3</sub>) and ethephon @ 400 ppm (R<sub>5</sub>) can be used maintaining quality and ripening banana for better price of banana growers and traders through avail it at earlier marketing and reduced postharvest loss.

©2021 Agriculture and Environmental Science Academy

**Citation of this article:** Yasmin, T., Islam, M.A., Quadir, Q. F., Joyce, D. C., & Bhandari, B. (2021). Ripening quality of banana cv. Amritasagor through application of different ripening agents. *Archives of Agriculture and Environmental Science*, 6(1), 35-41, https://dx.doi.org/10.26832/24566632.2021.060105

### INTRODUCTION

Bananas (*Musa* spp.) are typical climacteric fruit under the family Musaceae. This is considered as one of the top 10 world food crops considering both cash and food crop in the tropics and subtropics (FAO, 2009; Jideani, 2019). Banana is very popular and widely cultivated and world's oldest cultivated plants which can be eaten as both raw and ripened (Hossain, 2014). Both stages are considered as very nutritious like rich in iron, calcium, magnesium, vit A and low fat etc. (Khanum *et al.*, 2000; Sharrock and Lustry, 2000; Kumar *et al.*, 2012). They are also ideal for patients suffering from gout, arthritis, kidney disorders, blood pressure, and heart problems. Banana ranks first considering area coverage and it covered about 31.6% of fruit area in Bang-

ladesh (BBS, 2018). As a climacteric fruit, bananas are usually harvested green mature and ripened with ethylene gas to achieve more uniform and predictable ripening (Abeles *et al.*, 1992; Hofman *et al.*, 2001; Montalvo *et al.*, 2007; Tovar *et al.*, 2011). The color and quality of ripe fruits are important considerations to the consumer and commercial growers as well. During ripening, banana peel turns to lighter green, and then to yellow as chlorophyll is broken down, and the pulp becomes softer and sweeter due to conversion of sugar to starch (Robinson, 1996; Mohapatra *et al.*, 2010). There are some chemical ripening agents are used in developing country as well as Bangladesh not following proper dose. Different ripening agents like calcium carbide (CaC<sub>2</sub>), ethylene (C<sub>2</sub>H<sub>4</sub>), ethephon (2-chloro ethyl phosphoric acid) are used for the ripening of immature

fruits rapidly with attractive colour for consumers (Barry and Giovannoni, 2007; Prasanna et al., 2007; Singh and Dwivedi, 2008). Recently, some growers and traders in Bangladesh are commercially using some chemicals namely Ripen, Gold-Plus, Profit, etc. for the ripening of tomato, papaya, and banana, directly to the fields and processing areas (Bondad and Pantastico, 1972; Assani et al., 2001). These chemicals change nutritional properties of fruits and vegetables and lead serious health hazards to human beings like cancer, skin irritation, diarrhea, liver disease, kidney disease, gastrointestinal irritation with nausea, vomiting, diarrhea, cardiac disturbances, central nervous system depression and cardiac abnormalities etc. (Per et al., 2007; Rahman et al., 2008). On the other hand, Ripestuff™ an encapsulated ethylene- $\alpha$ -cyclodextrin ( $\alpha$ -CD) inclusion complex (IC) powder is a potential alternative source of ethylene for fruit ripening which has been patented in 2019 (Ekman et al., 2019) which has been led by Bhandari and his group on behalf of the University of Queensland, Australia. It offers a promising and safe alternative to calcium carbide for batch-ripening of fruit in newspaper-lined baskets, as is the current commercial practice in the Philippines (Asif, 2012; Ekman et al., 2019). Also, it is useful for transit ripening of fruits; and reduce the postharvest loss (Bhandari and Ho, 2014; Ho et al., 2011ab; Ho et al., 2016; Capozzi et al., 2017). Postharvest loss in Bangladesh is recorded 26.63% (Molla et al., 2012). Overall, it is important to identify the proper dose for different fruits to ripen and to attract the consumer, ultimately reduce the postharvest loss (Ibarra-Garza et al., 2015). Because, after harvesting of banana or any fruits, the metabolic reactions like respiration and transpiration continues and deterioration occurs after the fully used of reserve foods (Haia et al., 2009). Recommended ripening conditions encompass 10–100 mL/L ethylene and RH of 85–90% is generally recommended for ripened fruits to minimize weight loss at 18–20°C for 24–72 h (Saltveit, 1999; Hofman et al., 2001; Lalel et al., 2004; Sivakumar et al., 2011; Wills et al., 2007; Yahia, 2011; Kader, 2008).

Food safety is an essential to maintain nutrition and control health hazard is the most key issue for the human being health issue. Considering all the issues, optimization of the dose of ripening agents like Ripestuff™ and ethephon to ripen banana cv Amritasagor with maintaining the quality need to be investigated. Amritasagor cultivar is the very popular cultivar of banana in Bangladesh. So, properly ripening of banana can help to earlier market and better price for the growers and traders and to reduce the postharvest loss.

## MATERIALS AND METHODS

### Collection of materials

Green and matured banana bunches cv. Amritasagor of uniform sizes and shape was harvested from Horticulture Farm of Bangladesh Agricultural University (BAU), Mymensingh. Both upper and lower 1-2 hands were cut off to maintain uniform shape and size. The bananas were collected early in the morning and transferred to the laboratory of the department as soon as possible

by van with careful handling to avoid mechanical injury. Banana bunches were cooled by air condition quickly to remove the field heat. The temperature and relative humidity inside the laboratory were 25–27°C and 80–85%, respectively.

### Experimental design

The two-factor experiment was laid out in Complete Randomized Design (CRD) with three replications. Each replication consisted of three fruits.

### Experimental treatments

Factor A (Ripening agents): R	Factor B (Treatment time): H
R <sub>1</sub> : Control	H <sub>1</sub> : Twenty-four (24) hours
R <sub>2</sub> : Ripestuff™ @ 42 mg/10 mL water	H <sub>2</sub> : Forty-eight (48) hours
R <sub>3</sub> : Ripestuff™ @ 84 mg /10 ml water	H <sub>3</sub> : Seventy-two (72) hours
R <sub>4</sub> : Ethephon @ 200ppm	H <sub>4</sub> : Ninety six (96) hours
R <sub>5</sub> : Ethephon @ 400ppm	

So, total number of fruits were  $5 \times 4 \times 3 \times 3 = 180$  nos.

### Preparation of ripening agents

Two ripening agents with two different concentrations were used and their preparation is mentioned below:

### Ripestuff™ (Encapsulated ethylene- $\alpha$ -cyclodextrin inclusion complex) powder

The Ripestuff™ was manufactured at the University of Queensland (Brisbane, Australia) by following Ho et al. (2011b) were used for this experiment. Ripestuff™ powder were weighed 42 mg and 84 mg accordingly by electric balance and quickly transferred to the 50 ml vial with 10 mL water. Earlier vial lead was perforated with syringe and kept close by scotch tape. Fruits were kept in 15 L container (RFL) and scotchtape of vials were removed for releasing ethylene gas uniformly to ripen banana (Figure 1). In case of control, 10 mL water only was in vial for the same relative humidity or environment for the banana.

**Ethephon:** Ethephon (48% SL) for dip treatment of banana was used under the brand name Etheplus. Ethephon solutions were prepared to make 200 ppm and 400 ppm. Bananas were treated with the respected solution by dipping for 3 min. Subsequently, fruits were left on the paper for drying and then these were kept into the 15 L air tight plastic container (RFL) to observe the performance of ripening through ethephon. Finally, all the containers were covered tightly at the same time and data were recorded for each treatment. Temperature and relative humidity of both inside and outside of the container was recorded regularly.

### Data collection

**Physical parameters:** The weight loss (%) at different hours (24, 48, 72 and 96 hours) was calculated by subtracting final weight from the initial weight of the fruits and appraisals were made for



**Figure 1.** One vial placed inside the container (left side and container set up for the experiment shown (right side))

physiological loss in weight. The physiological loss in weight was calculated on fresh weight basis by following formula:  $(A - B) / A \times 100$  where A is the fruit weight just before storage and B is the fruit weight after different hours storage period. Pulp to peel ratio was measured through separation of peel from the pulp. Both the weight of peel and pulp were taken and calculated by dividing the fresh weight of pulp with the fresh weight of peel.

**Quality parameters:** Peel color change is the important parameters which was recorded using the numerical rating scale of 1-7 and it is the modification of the study of the United Fruit Sales Corporation (1975). Peel color from stages 1-7 considered: 1=dark Green, 2= pale green, 3=pale green with yellow tips, 4=half green half yellow, 5=more green than yellow, 6=pure yellow, 7=yellow with black coalescing spots.

Days required to reach different stages of softness during storage and ripening were determined after every 24, 48, 72 and 96 hours according to the treatment by using numerical rating scale of 1-5, where, 1 = hard green, 2 = sprung, 3 = between sprung and eating ripe, 4 = eating ripe and 5 = over ripe.

Total soluble solids (TSS) content of banana fruit pulp was estimated by using Abbe's refractometer. A drop of banana juice squeezed from the pulp was placed on the prism of the refractometer and recorded as % brix. Temperature corrections were made by using the methods described by Ranganna (1986). pH of the pulp was measured with pH meter.

### Statistical analysis

The collected data on various parameters were statistically analyzed by analysis of variance (General Linear Model procedure) following Duncan's Multiple Range Test (DMRT) and Tukey's pair wise comparison test ( $P < 0.05$ ) using Minitab Version 17 (Minitab Inc., State College, PA, USA).

## RESULTS AND DISCUSSION

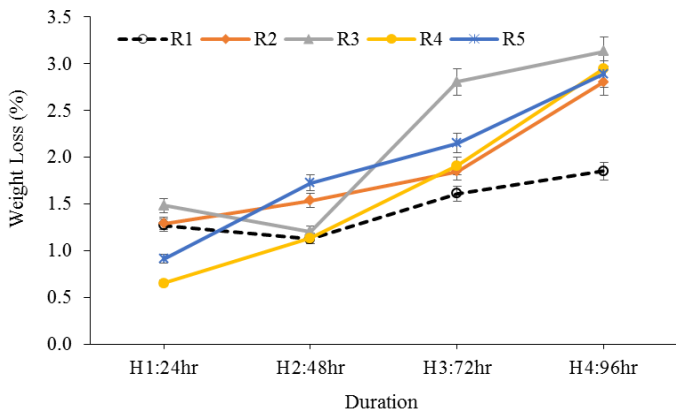
The experiment was conducted with a view to study the effect of different doses of ethephon which is commonly available in

Bangladesh and Ripestuff™ powder recently invented in Australia were used to ripen banana in respect of physico-chemical changes.

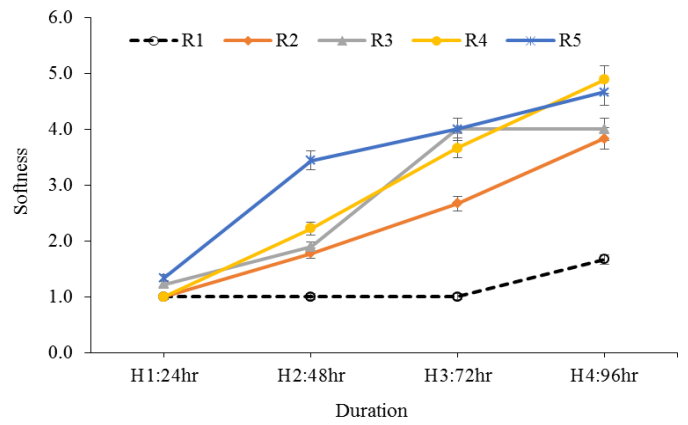
### Physical characters

**Weight loss (%) of banana:** Water loss from banana is usually occurs through the peel. The weight loss (%) of banana fruits increased during ripening process (Figure 2). The highest weight loss of banana was observed with R<sub>3</sub> (2.80%) during the storage period of 72 h. The lowest weight loss was recorded during 72 h in control fruits (1.60%) and these fruits were green and hard in texture. The weight loss rapidly increased in the treatments with R<sub>2</sub>, R<sub>3</sub>, R<sub>4</sub> and R<sub>5</sub> during the period of 72 h to 96 h, and there was no significant difference between R<sub>2</sub>, R<sub>3</sub>, R<sub>4</sub> and R<sub>5</sub> at 96 hours. The increase in weight loss during ripening of banana fruits by ethephon or Ripestuff™ application may be due to upsurge in respiration rate of the fruit. An increased weight loss was reported in guava fruits during ripening process caused by ethylene application (Mahajan et al., 2008). Weight loss in stored or transported fruits could be traced to moisture loss during transpiration (Asiedu, 1987; Burdon et al., 1991). Fruit can sustain a substantial weight loss due to transpiration and respiration with only a minor reduction of food quality.


**Softness:** The softness of banana fruits increased during ripening period in all treatments (Figure 3). According to the rating scale, the highest rating scale 4.9 and 4.7 (where, 4 = eating ripe and 5 = over ripe) were found from the R<sub>4</sub> and R<sub>5</sub> treated banana fruits, respectively at 96 h. The second highest range of softness, 4.0 and 3.88 (3 = between sprung and eating ripe, 4 = eating ripe) were found from R<sup>3</sup> and R<sup>2</sup> treated banana fruits, respectively. Untreated fruits rating scale were 1.67 (where, 1 = hard green, 2 = sprung) at 96 h is not considered for edible. Whereas, treated fruits were considered as edible at 96 h, and R<sub>2</sub> treated fruits increased softness slowly but R<sub>3</sub> treated fruits increased softness earlier and remain stable at the end 24 h. Mahajan et al. (2010) found the uniform development of yellow color banana fruit treated with ethylene at 96 h.

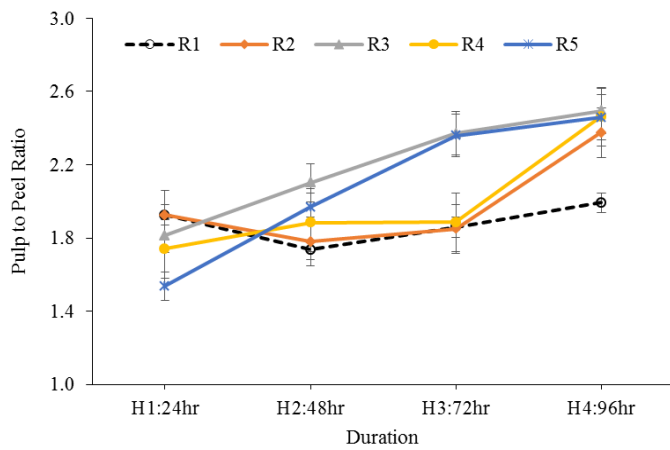


**Figure 2.** Effects of different ripening agents on % weight loss of banana at different duration. R<sub>1</sub>: Control, R<sub>2</sub>: Ripestuff™ @ 42 mg/10 mL water, R<sub>3</sub>: Ripestuff™ @ 84 mg /10 ml water, R<sub>4</sub>: Ethephon @200ppm, R<sub>5</sub>: Ethephon @ 400ppm.



**Figure 3.** Effects of different ripening agents on softness of banana at different duration. R<sub>1</sub>: Control, R<sub>2</sub>: Ripestuff™ @ 42 mg/10 mL water, R<sub>3</sub>: Ripestuff™ @ 84 mg /10 ml water, R<sub>4</sub>: Ethephon @200ppm, R<sub>5</sub>: Ethephon @ 400ppm Rating scale of 1-5, where 1 = hard green, 2 = sprung, 3 = between sprung and eating ripe, 4 = eating ripe and 5 = over ripe.

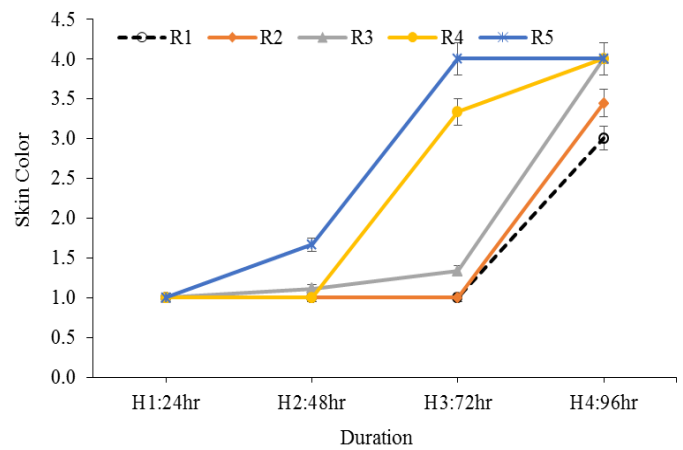




**Figure 5.** Effects of different ripening agents on pulp to peel ratio of banana at different duration. R<sub>1</sub>: Control, R<sub>2</sub>: Ripestuff™ @ 42 mg/10 mL water, R<sub>3</sub>: Ripestuff™ @ 84 mg /10 ml water, R<sub>4</sub>: Ethephon @200ppm, R<sub>5</sub>: Ethephon @ 400ppm.

The softness trend was found in tomato using the different concentration of aqueous solution of ethephon and ethylene gas (Dhall and Singh, 2013). Also, they found the differentiation of ripening time using different ripening agents where ethephon promote earlier ripening compared to ethylene gas. In this experiment, banana fruit had the green life colour during the starting of treated condition, and ripening was initially initiated after 48 h showing the uneven green colour in the treated fruits (Figure 4). During the 96 h, banana fruits are fully yellow colour which are treated with R<sub>3</sub>, R<sub>4</sub> and R<sub>5</sub> and articulately different from the control fruits. So, response of ripening rate is influencing by important factors like concentrations and exposure time dependent (Zhu et al., 2015). The hard or semi hard banana fruits are not preferable by most of the consumers in our country and hence need to develop artificial ripening for the desirable quality banana fruits enhancing consumer acceptability.

**Pulp to peel ratio:** The remarkable pulp to peel ratio was observed at 72 h and earlier there were no significant different of control and treated banana fruit plants (Figure 5). The highest pulp to peel ratio (2.36) was found from R<sub>3</sub> (Ripestuff™ 84 mg/10 mL water) and R<sub>5</sub> (ethephon 400 ppm) at 72 h recorded time. The rest fruits treated by R<sub>2</sub> and R<sub>4</sub> including the control banana fruits pulp to peel ratio was nearly same and it was around 1.8. Trend of the linear line of R<sub>2</sub> and R<sub>4</sub> treated fruits pulp to peel ration sharply reached to 2.4 from 1.8 within last 24 h, but the linear line of R<sub>3</sub> and R<sub>5</sub> treated fruits slowly rise up at the last 24 h. It indicates the highest level of softness and uniform color index found in Figure 3 and 4. Increasing the sugar content in the pulp could allow the water to move from the pulp to peel, hence pulp to peel ratio was increasing with increase in total soluble solid (TSS) and moisture content. Higher pulp to peel ratio during fruit ripening suggested changes in sugar concentration in the tissues. That's why the skin colour changing index was sharp at the last 24 hours (Figure 4).

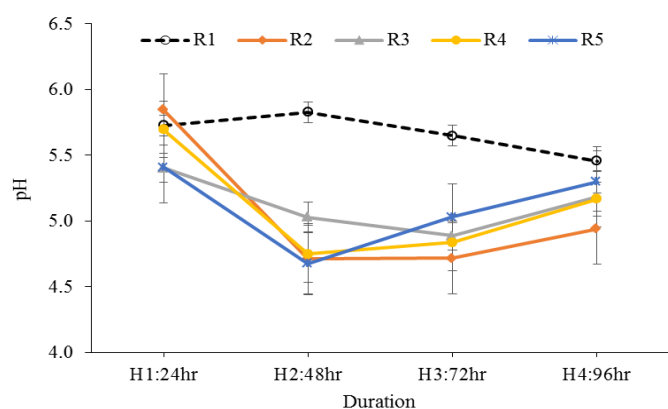


**Figure 6.** Effects of different ripening agents on skin color of banana at different duration. R<sub>1</sub>: Control, R<sub>2</sub>: Ripestuff™ @ 42 mg/10 mL water, R<sub>3</sub>: Ripestuff™ @ 84 mg /10 ml water, R<sub>4</sub>: Ethephon @200ppm, R<sub>5</sub>: Ethephon @ 400ppm; Peel color from stages 1-7 considered: 1=dark Green, 2= pale green, 3=pale green with yellow tips, 4=half green half yellow, 5=more green than yellow, 6=pure yellow, 7=yellow with black coalescing spots.

### Quality parameters

**Fruit color:** The fruits treated with Ripestuff™ or ethephon solution recorded significant improvement in yellow colour of the peel compared to untreated control, which remained greenish soft with dull appearance (Figures 4 and 6). The fruits treated with Ripestuff™ and ethephon solution recorded uneven yellow color of the peel 48 h and remarkable skin color observed at the last 24 h from 72 h to 96 h. During the 72 h storage, recorded skin color was 3 (pale green with yellow tips) and 4 (half green half yellow) of R<sub>4</sub> and R<sub>5</sub> treated fruits, respectively. On the other hand, R<sub>3</sub> treated fruits color 1.3 (between dark green and pale green) at 72 h reached to 3.4 (between pale green with yellow tips and half green half yellow) which is nearly same of R<sub>4</sub> and R<sub>5</sub> treated fruits (4: half green half yellow) at 96 h. The green color of unripe fruits is due largely to the presence of chlorophylls. It is known that ethylene gas and ethephon accelerate the chlorophyll degradation or synthesis of carotenoids by stimulating the synthesis of chlorophyllase enzyme which caused chlorophyll degradation and expression of β-carotene pigments in green tissue of many fruits (Kulkarni et al., 2004; Mahajan et al., 2008; Reyes and Paull, 1995). In this experiment, ethylene application through ethephon or Ripestuff™ bind the receptor of ethylene which forms an activated complex leading to a wide variety of physiological responses including ripening (Pang et al., 2007).

**Pulp pH:** During fruit ripening organic acids are decreased, because most of the acid are used in the process of respiration and changed to sugars. The pH level of banana decreases when it ripens. When the banana ripens, there is a slightly increase in the acidity of banana as a result the pH level decrease when it becomes more acidic. Banana fruits treated with Ripestuff™ and ethephon pH was decreasing trend but pH recorded of R<sub>5</sub> treated fruits were significantly different from other treatments at 48 h and 72 h, whereas recorded pH at 96 h were not significantly different (Figure 7).

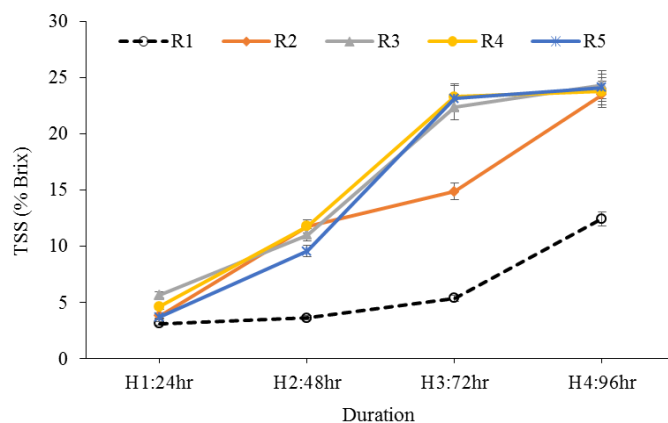


**Figure 7.** Effects of different ripening agents on  $P^H$  of banana at different duration. R<sub>1</sub>: Control, R<sub>2</sub>: Ripestuff™ @ 42 mg/10 mL water, R<sub>3</sub>: Ripestuff™ @ 84 mg /10 ml water, R<sub>4</sub>: Ethephon @200ppm, R<sub>5</sub>: Ethephon @ 400ppm

**Total soluble solids (TSS):** The TSS content of fruits increased during ripening irrespective of treatments (Figure 8). The TSS content of banana were maximum (24.12%) with R<sub>5</sub> (Ethephon @400 ppm) and nearly similar TSS was found from the rest treated banana with Ripestuff™ and ethephon at 96 h. It indicates that the banana reached in peak as edible during the 96 h. Mahajan et al. (2010) found the maximum TSS (19%) of 'Grand Naine' cultivar of banana at 4 days treated with Ethephon. In our experiment, the lowest TSS found from the untreated fruit at 96 h (12.46). TSS study and skin index (Figure 4 and 8) clearly showed that R<sub>2</sub> (Ripestuff™ @ 42 mg/10 mL water) influencing to ripen slowly and it can give opportunity to consume for more time compared to the treated R<sub>3</sub>, R<sub>4</sub> and R<sub>5</sub> treated fruits. Because, R<sub>2</sub> treated fruits skin color and TSS is also the significantly lower compared to the other treated fruits but significantly different from the untreated fruits (control) at 72 h. Fruits contain many compounds, which are soluble in water such as sugars, acids, vitamin C, amino acids and some pectin, are the total soluble solid (TSS) contents of the fruits. The TSS content of fruits showed the increasing trend during the storage time and similar trend was found in case of different fruits (Hassan et al., 2009; Islam et al., 2013; Monira et al., 2015; Monira et al., 2016). The increase in TSS during ripening may result from an increase in concentration of organic solutes as a consequence of water loss; also due to numerous anabolic and catabolic processes taking place in the fruit preparing it for senescence (Ryall and Pentzer, 1982; Kulkarni et al., 2011).

## Conclusion

Exposed green mature banana fruits to Ripestuff™ and ethephon at different concentrations followed by storage ensure the faster and uniform ripening in 96 h with development of uniform yellow colour and consumer acceptability. Overall, a bit earlier softness, TSS (%) and skin color indexing was found from the R<sub>3</sub>(Ripestuff™ @84 mg /10 ml water) and R<sub>5</sub>(Ethephon @400ppm) treated banana fruits compared to other treated fruits; and it can be considered as safe ripening agents and commercially benefit to growers and traders due to earlier avail the banana as per consumer preferences and less postharvest loss.



**Figure 8.** Effects of different ripening agents on total soluble solids of banana at different duration. R<sub>1</sub>: Control, R<sub>2</sub>: Ripestuff™ @ 42 mg/10 mL water, R<sub>3</sub>: Ripestuff™ @ 84 mg /10 ml water, R<sub>4</sub>: Ethephon @200ppm, R<sub>5</sub>: Ethephon @ 400ppm.

## ACKNOWLEDGEMENTS

Thanks to Professor Bhesh Bhandari, The University Queensland, Australia for providing the Ripestuff™; and Horticulture farm and Laboratory of Agricultural Chemistry, Bangladesh Agricultural University for providing uniform shape and size banana; and quality analysis to conduct this experiment.

**Open Access:** This is an open access article distributed under the terms of the Creative Commons Attribution NonCommercial 4.0 International License, which permits unrestricted use, distribution, and reproduction in any medium, provided the original author(s) or sources are credited.

## REFERENCES

- Abeles, F. B., Morgan, P. W., & Saltveit, M. E. (1992). Ethylene in Plant Biology. Academic Press, San Diego.
- Asiedu, J. J. (1987). Physico-chemical changes in plantain (*Musa paradisiaca*) during ripening and the effect of the degree of ripeness on drying. *Tropical Science*, 27, 249-260.
- Asif, M. (2012). Physico-chemical properties and toxic effect of fruit-ripening agent calcium carbide. *Annals of Tropical Medicine and Public Health*, 5, 150-156.
- Assani, A. R., Haicour, G., Wenzel, F., Cote, F., & Bakry, F. (2001). Plant regeneration from protoplasts of dessert banana cv. Grande Naine (*Musa* spp., Cavendish sub-group AAA) via somatic embryogenesis. *Plant Cell Reports*, 20, 482-488. <http://doi.org/10.1007/s002990100366>.
- Barry, C. S., & Giovannoni, J. J. (2007). Ethylene and fruit ripening. *Journal of Plant Growth Regulators*, 26, 143-159.
- BBS. (2018). Statistics year book of Bangladesh. Bangladesh bureau of statistics (BBS). Ministry of Planning, Government of the people's Republic of Bangladesh, Dhaka.
- Bhandari, B., & Ho, B. T. (2014). Encapsulation of gases within cyclodextrins, WO2014/056035 A1, WIPO.
- Bondad, N. D., & Pantastico, E. B. (1972). Ethrel-induced ripening of immature and mature-green tomato fruits. *Economic Botany*, 26, 238-244.
- Burdon, J. N., Moore, K. G., & Wainwright, H. (1991). The postharvest ripening of three plantain cultivars (*Musa* spp. AAB group). *Fruits*, 46(2), 137-143.
- Capozzi, L. C., Bazzano, M., Sangermano, M., & Pisano, R. (2017). Inclusion complexes dispersed in polystyrene-based labels for fruit ripening on demand. *International Journal of Food Science and Technology*, 53, 389-394. <http://doi.org/10.1111/ijfs.13596>
- Dhall, R. K., & Singh, P. (2013). Effect of ethephon and ethylene gas on ripening and quality of tomato (*Solanum lycopersicum* L.) during cold storage. *Journal of Nutrition and Food Sciences*, 3, 244. <http://dx.doi.org/10.4172/2155-9600.1000244>

- Ekman, J. H., Goldwater, A., Bayogan E. V., Secretaria, L. B., Lacap, A. T., Lubaton, C. S., Monterde, V. G., Benitez, M. M., Valida, A. D., Sudaria, E. E., Salabao, A. S., Rivera, F. C., Sudaria, M. M., Hinayon, E. P., Joyce, D. C., San, A. T., & Mott, K. (2019). Improved postharvest management of fruit and vegetables in the Southern Philippines and Australia project final report (FR2019-114). ISBN 978-1-922345-99-8. ACIAR, GPO Box 1571, Canberra ACT 2601, Australia.
- FAO. (2009). Production Year Book. Food and Agriculture Organization (FAO) of the United Nations, Rome, Italy.
- Haia, V. T., Huong, P. T., Sruamsiric, P., Hegelea, M., & Wunsche, J. N. (2009). Effect of ethrel postharvest application on ripening of "Tron" and "Hoi" mangoes (*Mangifera indica* L.). Conference on International Research on Food Security, Natural Resource Management and Rural Development, University of Hamburg, Tropentag.
- Hassan, M. F., Hassan, M. K., Mondal, M. F., & Islam, M. A. (2009). Effects of modified atmosphere packaging and low temperature on physico-chemical changes and shelf life of litchi. *Journal of Bangladesh Society for Agricultural Science and Technology*, 6(1-2), 173-178.
- Ho, B. T., Hofman, P. J., Joyce, D. C., & Bhandaria, B. R. (2016). Uses of an innovative ethylene- $\alpha$ -cyclodextrin inclusion complex powder for ripening of mango fruit. *Postharvest Biology and Technology*, 113, 77-86, <http://dx.doi.org/10.1016/j.postharvbio.2015.11.005>
- Ho, B. T., Joyce, D. C., & Bhandari, B. R. (2011a). Encapsulation of ethylene gas into  $\alpha$ -cyclodextrin and characterisation of the inclusion complexes. *Food Chemistry*, 127, 572-580.
- Ho, B. T., Joyce, D. C., & Bhandari, B. R. (2011b). Release kinetics of ethylene gas from ethylene- $\alpha$ -cyclodextrin inclusion complexes. *Food Chemistry*, 129, 259-266.
- Ho, T. B., Yuwono, T. D., Joyce, C. D., & Bhandari, R. B. (2015). Controlled release of ethylene gas from the ethylene- $\alpha$ -cyclodextrin inclusion complex powder with deliquescent salts. *Journal of Inclusion Phenomena and Macrocyclic Chemistry*, 83, 281-288, <https://doi.org/10.1007/s10847-015-0563-2>
- Hofman, P. J., Jobin-Decor, M., Meiburg, G. F., Macnish, A. J., & Joyce, D. C. (2001). Ripening and quality responses of avocado, custard apple, mango and papaya fruit to 1- methylcyclopropene. *Australian Journal of Experimental Agriculture*, 41, 567-572.
- Hossain, M. F. (2014). A study of banana production in Bangladesh: Area, yield and major constraints. *ARPN Journal of Agricultural and Biological Science*, 9, 206-210.
- Ibarra-Garza, I. P., Ramos-Parra, P. A., Hernández-Brenes, C., & Jacobo-Velázquez, D. A. (2015). Effects of postharvest ripening on the nutraceutical and physicochemical properties of mango (*Mangifera indica* L. cv Keitt). *Postharvest Biology and Technology*, 103, 45-54.
- Islam, M. K., Khan, M. Z. H., Sarkar, M. A. R., Absar, N., & Sarkar, S. K. (2013). Changes in acidity, TSS, and sugar content at different storage periods of the postharvest mango (*Mangifera indica* L.) influenced by Bavistin DF. *International Journal of Food Science*, 4, 1-8, <http://dx.doi.org/10.1155/2013/939385>
- Jideani, A. I. O. (2019). Introductory Chapter: Banana Nutrition - Function and Processing Kinetics, Banana Nutrition - Function and Processing Kinetics. In: edn. Jideani AIO and Anyasi TA, IntechOpen, <http://doi.org/10.5772/intechopen.85884>
- Kader, A. A. (2008). Mango Quality Attributes and Grade Standards: A Review of Available Information and Identification of Future Research Needs. Kader Consulting Services, Davis, CA.
- Khanum, F., Swamy, M. S., Sudarshana, K. K. R., Santhanam, K. and Viswanathan, K. R. (2000). Dietary fiber content of commonly fresh and cooked vegetables consumed in India. *Plant Foods Human Nutrition*, 55, 207-218, <http://doi.org/10.1023/A: 1008155732404>.
- Kulkarni, S. G., Kudachikar, V. B., & Prakash, M. N. K. (2011). Studies on physico-chemical changes during artificial ripening of banana (*Musa* spp.) variety "Robusta". *Journal of Food Science and Technology*, 48(6), 730-734.
- Kulkarni, S. G., Kudachikar, V. B., Vasantha, M. S., Prakash, M. N. K., Prasad, B. A., & Ramana, K. V. R. (2004). Studies on effect of ethrel dip treatment on the ripening behaviour of mango (*Mangifera indica* L.) variety 'Neelam'. *Journal of Food Sciences and Technology*, 41, 216-220.
- Kumar, K. P. S., Bhowmik, D., Duraivel, S., & Umadevi, M. (2012). Traditional and medicinal uses of banana. *Journal of Pharmacognosy Phytochemistry*, 1, 51-63.
- Lalel, J. D., Singh, Z., & Tan, S. C. (2004). Ripening temperatures influence biosynthesis of aroma volatile compounds in Kensington Pride mango fruit. The *Journal of Horticultural Science and Biotechnology*, 79(1), 146-157.
- Mahajan, B. V. C., Kaur, T., Gill, M. I. S., Dhaliwal, H. S., Ghuman, B. S., & Chahil, B. S. (2010). Studies on optimization of ripening techniques for banana. *Journal of Food Science and Technology*, 47(3), 315-319.
- Mahajan, B. V. C., Singh, G., & Dhatt, A. S. (2008) Studies on ripening behaviour and quality of winter guava with ethylene gas ethephon treatments. *Journal of Food Science and Technology*, 45, 81-84.
- Mohapatra, D., Mishra, S., & Sutar, N., (2010). Banana and its by-product utilization: An overview. *Journal of Scientific and Industrial Research*, 69, 323-329.
- Molla, M. M., Islam, M. N., Nasrin, T. A. A., Salam, M. A., & Hoque, M. A. (2012). Survey on postharvest practices and losses of banana in selected areas of Bangladesh. *Bangladesh Journal of Agriculture*, 37(1), 27-35.
- Monira, S., Rahim, M. A., & Islam, M. A. (2015). Pre-harvest factors affecting yield, quality and shelf life of mango cv. Amropali. *Research in Agriculture Livestock and Fisheries*, 2, 279-286.
- Monira, S., Rahim, M.A., Rahad, M.A.B.K., & Islam, M.A. (2016). Post-harvest factors affecting quality and shelf life of mango cv. Amropali. *Research in Agriculture Livestock and Fisheries*, 3(2), 279-286.
- Montalvo, E., García, H. S., Tovar, B., & Mata, M. (2007). Application of exogenous ethylene on postharvest ripening of refrigerated 'Ataulfo' mangoes. *LWT—Food Science and Technology*, 40, 1466-1472.
- Pang, J. H., Ma, B., Sun, H. J., Ortiz, G. I., Imanishi, S., Sugaya, S., Gemma, H., & Ezura, H. (2007) Identification and characterization of ethylene receptor homologs expressed during fruit development and ripening in persimmon (*Diospyros kaki* Thumb.). *Postharvest Biology and Technology*, 44, 195-203 <https://doi.org/10.1016/j.postharvbio.2006.12.017>
- Per, S., Kurtoglu, F., Yagmur, H., Gümüş, Kumandas, S., & Poyrazoglu, M. (2007). Calcium carbide poisoning via food in childhood. *The Journal of Emergency Medicine*, 32, 179 -180.
- Prasanna, V., Prabha, T. N., & Tharanathan, R. N. (2007). Fruit ripening phenomena-an overview. *Critical Reviews in Food Science and Nutrition*, 47, 1-19.
- Rahman, A., Chowdhury, F. R., & Alam, M. B. (2008). Artificial ripening: what we are eating. *Journal of Medicine*, 9, 42-44.
- Ranganna, S. (1986). Handbook of Analysis and Quality Control for Fruit and Vegetable Products. Tata McGraw-Hill Publishing Company Limited, New Delhi, pp.1112.
- Reyes, M., & Paull, R.E. (1995). Effect of storage temperature and ethylene treatment on Guava (*Psidium guajava* L.) fruit ripening. *Postharvest Biology and Technology*, 6, 357-365.
- Robinson, J. C. (1996). Bananas and Plantains. CAB International, Wallingford, UK. pp. 238.
- Ryall, A. L., & Pentzer, W. T. (1982) Handling, Transportation and Storage of Fruits and Vegetables Volume 2. Fruits & Tree Nuts. Westport, Connecticut, USA; AVI Publishing Co. pp. 1-46
- Saltveit, M. E. (1999). Effect of ethylene on quality of fresh fruits and vegetables. *Postharvest Biology and Technology*, 15, 279-292.
- Sharrock, S. & Lustry, C. (2000). Nutritive value of banana, in INIBAP. Annual Report, INIBAP, Montpellier, France.
- Singh, R., & Dwivedi, U.N. (2008). Effect of Ethrel and 1-methylcyclopropene (1-MCP) on antioxidants in mango (*Mangifera indica* var. *Dashehari*) during fruit ripening. *Food Chemistry*, 111, 951-956.
- Sivakumar, M., Stone, R., Sentelhas, P. C., Svoboda, M., Omondi, P., Sarkar, J., & Wardlow, B. (2011). Agricultural drought indices: summary and recommendations. In Agricultural drought indices Proceedings of an expert meeting (pp. 2-4).
- Tovar, B., Montalvo, E., Damián, B. M., García, H. S., & Mata, M. (2011). Application of vacuum and exogenous ethylene on Ataulfo mango ripening. *LWT—Food Science and Technology*, 44, 2040-2046.
- Wills, R. B. H., McGlasson, B., Graham, D., & Joyce, D. (2007). Postharvest: An Introduction to the Physiology and Handling of Fruit, Vegetables and Ornamentals. 5th ed. University of New South Wales Press, Sydney.
- Yahia, E.M. (2011). Mango (*Mangifera indica* L.): Postharvest Biology and Technology of Tropical and Subtropical Fruits. Woodhead Publishing 492-567e.
- Zhu, X., Shen L, Fu, D., Si, Z., Wu, B., Chen, W., & Li, X. (2015). Effects of the combination treatment of 1-MCP and ethylene on the ripening of harvested banana fruit. *Postharvest Biology and Technology*, 107, 23-32.