



e-ISSN: 2456-6632

This content is available online at AESA

Archives of Agriculture and Environmental Science

Journal homepage: [journals.aesacademy.org/index.php/aaes](http://journals.aesacademy.org/index.php/aaes)



REVIEW ARTICLE



## A review of microplastics pollution and its remediation methods: Current scenario and future aspects

Manish Sutradhar

Key Laboratory of Integrated Regulation and Resource Development on Shallow Lakes, Ministry of Education, College of Environment, Hohai University, Nanjing 210098, P.R. CHINA  
E-mail: [manishsutradhar@hhu.edu.cn](mailto:manishsutradhar@hhu.edu.cn)

### ARTICLE HISTORY

Received: 30 April 2022  
Revised received: 09 June 2022  
Accepted: 20 June 2022

### Keywords

Advanced oxidation process (AOPs)  
Biodegradation  
Micro-plastics (MPs)  
Useful products  
Weathering

### ABSTRACT

Global plastic production and its use have been omnipresent since the early 19th century. The disposal of plastics undergoes breakdown due to various physicochemical and biological factors that trigger the formation of microplastics (MPs). Due to their hydrophobic properties, structural stability, and functional groups, it is difficult to degrade in natural habitat. The presence of their large surface area also helps to resist the decay of MPs. This review summarizes the recent trends and development of MPs degradation. The method includes biodegradation, various types of advanced oxidation processes (AOPs) such as photocatalytic oxidation, photo-degradation, and electrochemical oxidation, and also discussed the potential health risk factors of MPs and their degradation products. Most of the methods achieved nearly satisfactory performance that degraded the MPs into CO<sub>2</sub>, H<sub>2</sub>O, and also secondary microplastic particles with persistent organic pollutants (POPs) under laboratory conditions, which have been studied by various researchers. It is also evident that the degradation of MPs has many challenges, therefore finding a sustainable approach is an urgent need to deal with the issue of global microplastic pollution. Some suggestions have been highlighted such as toxicity detection of remaining MPs particles after degradation, and analysis of secondary metabolites of microbes secreted during bioremediation that may have a negative impact on the environment. The selective and specific implementation of microbes and photo-catalyst that degrade MPs into useful and nontoxic components.

©2022 Agriculture and Environmental Science Academy

**Citation of this article:** Sutradhar, M. (2022). A review of microplastics pollution and its remediation methods: Current scenario and future aspects. *Archives of Agriculture and Environmental Science*, 7(2), 288-293, <https://dx.doi.org/10.26832/24566632.2022.0702019>

### INTRODUCTION

In our daily life, plastics play a key role in giving great comfort because of its properties such as light weight, low cost, durability, etc. (Gu *et al.*, 2020). However, plastics are considered a highly persistent pollutant for the environment as they cannot be degraded naturally, thus known as a non-biodegradable pollutant. As per the report by (2019) Plastics Europe, global production of plastics has crossed 350 million tons, so scientists warn that it may cross 500 million tons by 2025 if we cannot take any immediate steps for its mitigation (Geyer *et al.*, 2017). Due to various physicochemical and biological activities, plastic products decomposed into small particle sizes in the form of

nano plastics (<1 µm), micro-plastics (≥1 µm to <5 mm), meso-plastics (≥5 mm to 5 cm), macroplastics (>5 to 50 cm), and megaplastics (>50 cm) (Lebreton *et al.*, 2018) that can be present anywhere in the environment such as air, soil, water and any other environmental media (Jiang *et al.*, 2020). They can even move long distances under air and water currents. Among all, microplastics (MPs) can readily penetrate the human body via food chains. Therefore, is a great threat to human beings (Gaylarde *et al.*, 2020). Their toxicity is related to their complex and diverse properties such as their composition, shape, and size. It has been reported that very small and fiber-shaped microplastics are more toxic in nature (Pirsaheb *et al.*, 2020). Basically, there are two main aspects of microplastics and

plastics toxicity to organisms: 1) the intake or accumulation of plastics inhibits the normal metabolism of animals and human beings, which triggers their intestinal functions, neurological activities, and reproductive health and can be lethal in serious cases. Thus, it has self-toxic effects (Zhu *et al.*, 2019). Apart from their normal compositions, plastics may contain several additives such as UV stabilizers, biocides, color pigments, flame retardants, etc. Under stress conditions, such as strong air and water pressure, strong irradiation of UV light, natural weathering, etc. releases these components into environments and cause damage to the natural biota (Lambert *et al.*, 2014). 2) microplastics have a very small size and large surface area. It has a strong ability of adsorption and thus adsorbs various substances such as persistent organic pollutants (POPs), heavy metals (Zn, Cu, As), etc. These adsorb substances can travel via the food chain. Since these are persistent and toxic in nature, they can disrupt the natural food web, thus having a load toxicity effect on the environment (Wang *et al.*, 2021a). The destruction of plastics and microplastics is very important for determining the fate of the environment. However, the knowledge of plastic degradation and the development of microplastics is still limited and requires a better understanding (Andrady *et al.*, 2017). Currently, there is undergoing various research and developments for the degradation of microplastics based on the intervention of biotic components such as (fungi, bacteria, and algae) and also various types of advanced oxidation processes (AOPs) such as (photocatalytic degradation, photodegradation, and electrochemical degradation) which help for their structural destruction via depolymerization into oligomers, dimers, and monomers. Under biodegradation, the main factors responsible for the destruction of plastic polymers are enzymatic actions, temperature, and specificity (Ganesh *et al.*, 2019). AOPs are currently one of the most studied and hot trends used for the degradation of microplastics (Du *et al.*, 2021). To maintain the sustainability of the environment, control over plastic pollution is a must. Since, it is persistent in nature so conventional approaches such as coagulation, flocculation, sedimentation, incineration, etc. may restrain the formation of microplastics (Zhang *et al.*, 2020a). Incineration is the process of burning wastes at high temperatures to convert them into ashes. However, due to the release of dioxins, it is difficult to decompose, as dioxins are one of the most highly toxic chemicals. Once it enters the human and animal body via the food chain, it will disrupt the normal metabolism and triggers reproductive and endocrine functions. It is lethal due to cytotoxic and neurotoxic in nature (Yang *et al.*, 2012). There is always a chance that MPs escaped with final effluents released into municipal water and water bodies such as rivers, lakes, and the sea directly. Presently the reliable and the most promising approach for the fate of MPs in recycling and utilizing is the chemical recycling approach that transforms the wastes into useful products which can be used as fuel (Miao *et al.*, 2020). This review aims to summarize various MPs degradation methods such as biodegradation, different types of advanced oxidation processes (AOPs) i.e. (photocatalytic degradation, photodegradation and electrochemical degradation),

and also discussed potential risks factors for human beings and also highlighted some suggestions such as toxicity detection of microplastics degraded products, the effect of secondary metabolites secreted during biodegradation, implementation of specific microbes based on proteomics and genomics and also the specific selection of photocatalyst which degrades the MPs into useful and nontoxic components.

## METHODOLOGY

The process of review was carried out by specific internet searches using Pub Med, Science Direct, Scopus, and Web of Science databases. The articles, most of the last 10 years were studied thoroughly to understand the challenges and possible future perspectives related to microplastic pollution and control mechanisms. The keywords (plastics or microplastics); (ecosystem, or habitat); (remediation or degradation); (advanced oxidation process or biodegradation) were used. This process helped allow and sort recent advances in microplastic pollution and control strategies. The published articles on macroplastics were excluded and articles from predatory journals were not taken into consideration. Finally, the searched data were analyzed and presented in a proper manner to understand the background of this article.

## METHODS OF MPs DEGRADATION

This review focused on the biodegradation and different types of advanced oxidation processes (AOPs) such as photocatalytic oxidation, photo-degradation, and electro-oxidation which work significantly for the remediation of microplastics (MPs) pollution.

### Bioremediation of MPs

It is the process of the mineralization of plastics with the intervention of biotic components such as (fungi, bacteria, and algae). It involves the formation of biofilms on the surface of plastics that results in the destruction of the structural integrity of plastics through depolymerization under the action of specific enzymes. The products may involve oligomers, dimers, and monomers along with carbon dioxide, water, and depolymerization by-products (Zhang *et al.*, 2020a). Biotransformation may occur resulting in the formation of persistent organic pollutants (POPs) which is toxic to the environment. Under aerobic conditions, the end products of biodegraded plastics involve water and carbon dioxide; carbon dioxide and methane under anaerobic conditions (Giacomucci *et al.*, 2020). Marine animals range from zooplanktons to top predators and decomposers ingest MPs (Alomar *et al.*, 2017). Although it is harmful to them. Their toxic effects in the wild environment are still unknown because most experiments are conducted ex-situ so further study is needed for proper validation (Lenz *et al.*, 2016). Figure 1 is showing the pathway of MPs biodegradation.

Algae are the oxygenic photo-autotrophic organisms that take plastics as a source of carbon and thus degrade the polymers.

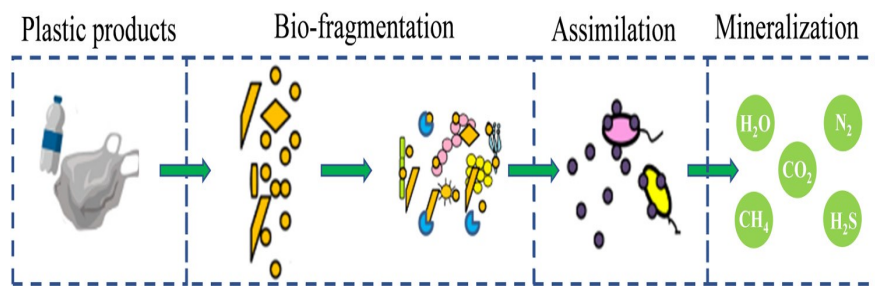


Figure 1. MPs biodegradation pathways (Source: Hao et al., 2021).

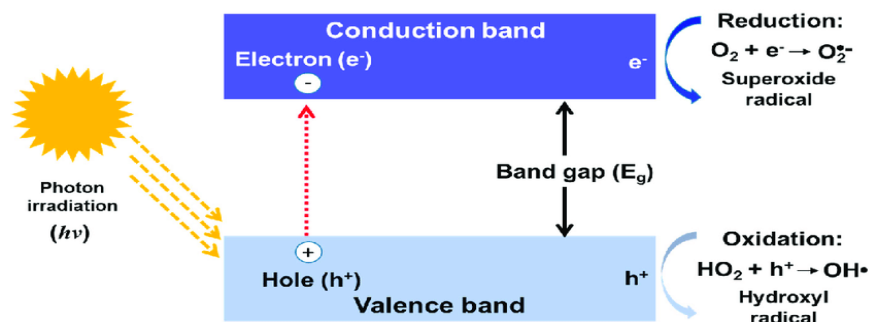


Figure 2. Mechanism of photo-catalytic process (Source: Park et al., 2019)

Algae, specifically microalgae have been tested for bioremediation of MPs over years and has found the promising potential microorganisms (Roccuzzo et al., 2021). Very limited work and research have been done up till now and only a few strains of algal species are known to have the ability for the degradation of microplastics and plastic particles. Algae produce lignin and extracellular polysaccharides on the surface to degrade the plastic wastes (Sarmah and Rout, 2018). It has been observed that some sources of algae (*Scenedesmus dimorphus*, *Anabena spiroides*) colonized over the surface of plastics and degrade the polymer. The same phenomena were observed using diatom, *Navicula pupula* (Ramachandran et al., 2017). Degradation can be specified with reference to the type of microplastic polymer and the candidate species because a higher degradation rate of polyethylene terephthalate (PET) was found followed by polyethylene (PE) in a study (Khoironi et al., 2019). Using the biotechnological approach, algae can be used as a source of engineered PETase (Zurier et al., 2020). For the duration of 60 days *Bacillus sp.* and *Paenibacillus sp.* effectively reduced the size of polypropylene (PP) (Park and Kim et al., 2019).

Similarly, *Bacillus cereus* and *Bacillus gottheilii* reduced the size of various components of MPs such as polyethylene (PE), polyethylene terephthalate (PET), polypropylene (PP) and polystyrene (PS) within 40 days under lab conditions signifies the reduction of MPs weight and quantity (Auta et al., 2017). Fungus, *Aspergillus flavus* also played a significant role for the degradation of plastics (Zhang et al., 2020b). Biodegradation has gained worldwide acceptance due to its eco-friendly and affordable nature. However, there are several drawbacks such as time-consuming, difficulty in on-site implementations, species-specific gaps, etc. So, these issues need to be considered for the degradation of MPs in terms of a sustainable approach to gain microplastic pollution under control without harming the natural environment.

### Photo-catalytic oxidation of MPs

It is regarded as a green technology that can degrade organic pollutants into water, carbon dioxide, and inorganic acids (Ariza-Tarazona et al., 2020). The method for the degradation of microplastics is mainly based on semiconductor materials such as (TiO<sub>2</sub>, ZnO, etc.) which act as a photocatalyst and the source of the photon which influence the process of degradation of MPs (Nabi et al., 2020; Uheida et al., 2020). Figure 2 is showing the process of photo-catalysis. The very first step in the photo-catalytic process is the excitation of photo-generated electron (e<sup>-</sup>) and hole (h<sup>+</sup>) pair when a sufficient form of energy must be equal to or higher than the band gap energy (E<sub>g</sub>) falls. The narrow band gap is more favorable for the process. In simple terms, the electrons (e<sup>-</sup>) in the valence band (VB) transfer to the conduction band (CB), and thus the positive holes (h<sup>+</sup>) are produced in the VB (Nakata et al., 2012). These charged particles can come to rest from the excited condition on the surface. The excited electrons will react with dissolved oxygen in the water and produce superoxide radicals (.O<sub>2</sub><sup>-</sup>) and further decomposed into hydroxyl radicals (.OH). The separated holes react with a water molecule and produce hydroxyl radicals (.OH). These radicals are highly reactive oxygen species (ROS) that involves in the degradation of organic pollutants and plastic products (Tofa et al., 2019a).

(Ariza-Tarazona et al., 2020) found that using C, N-TiO<sub>2</sub> as photo-catalyst works better for the degradation of MPs. Under the exposure to direct sunlight for 50 hours, the degradation efficacy of HDPE was 70%. (Uheida et al., 2020) used ZnO-NRs (zinc oxide-nanorods) as a photo-catalyst and the degradation rate was > 65% when PP was exposed to 500 hours of incubation time. Nabi et al. (2020) found more than 98% of complete mineralization of MPs polystyrene, polyethylene, polyether sulfone (PS, PE, and PES) to CO<sub>2</sub> and H<sub>2</sub>O when exposed to UV light for 12-14 hours using TiO<sub>2</sub> nanoparticles as photo-catalyst.

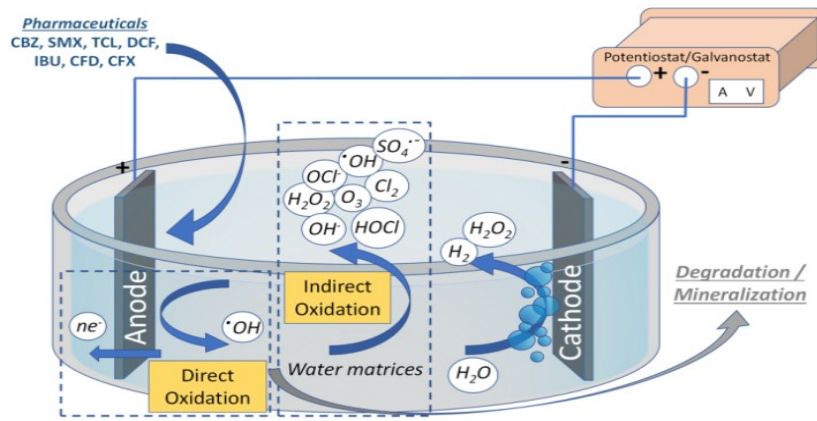


Figure 3. Mechanism of electro-oxidation process (Source: Bampos *et al.*, 2021).

### Photodegradation of MPs

The irradiation of UV light can break the molecular structure of plastic polymers and can cause cross-linking reactions to form new polymer structures, oxidation of polymers, and other by-products such as gases (Gewert *et al.*, 2015). Different wavelengths of UV light and depending on the type of chemical bonds present in the plastic polymers can determine the destruction of microplastics. In the natural environment, the degradation of MPs under the exposure of light energy is the common mode and is often called oxidative decomposition as plastics activated their electrons in order to achieve higher reactivity (Singh and Wahid, 2015). Under xenon light treatment, it has been found that the hydroxyl content and surface area of MPs increased; thus, disrupting their structural integrity (Luo *et al.*, 2020). There have been found significant changes in the morphological and mechanical properties of microplastics when it was exposed to UV light. It was confirmed using scanning electron microscopy (SEM) which proves the reduction of plastic properties (Ainali *et al.*, 2021).

### Electro-chemical oxidation of MPs

It is an electrochemical technology that has gained a lot of importance in the last two decades because of its significant results for wastewater treatment. It is composed of two electrodes i.e., anode and cathode that are connected to a power source which works when a sufficient source of energy along with supporting electrolyte is applied to the system, then strong oxidizing species are formed that degrade the contaminants and form  $\text{CO}_2$ ,  $\text{H}_2\text{O}$ , and intermediates or may completely mineralized (Anglada *et al.*, 2010). Electrochemical oxidation is divided into indirect cathode oxidation and anodic oxidation. Among both, the most common and generally suggested method is anodic oxidation (AO). It involves the direct oxidation of organic pollutants on the surface of an anode via the transfer of charges. Indirect oxidation of pollutants involves hydroxyl radical or reagents (such as hydrogen peroxide, ozone, peroxy-monosulfate, etc.) in an aqueous solution as shown in Figure 3. Indirect cathode oxidation is also known as the Electro-Fenton process (EF). The hydroxyl radical or other reactive oxygen species (ROS) forms through the decomposition of hydrogen peroxide via the catalytic reaction of  $\text{Fe}^{2+}$ . Free radicals are responsible for the

degradation of organic pollutants by generating a redox reaction. (Miao *et al.*, 2020) studied the decomposition of PVC microplastics using the EF system, which is based on  $\text{TiO}_2$  / graphite cathode.

The result showed successful degradation of PVC MPs with more than 55% weight removal and 75% dechlorination ability at 0.7 V vs Ag/AgCl at 100°C for 6 hours. Sulfate and hydroxyl radical are proved to be very effective in the elimination of persistent organic pollutants in water (Moreira *et al.*, 2015). Sulfate-based free radical exhibits great ability for catalytic degradation of cosmetics microplastics that consists mainly of polyethylene (Kang *et al.*, 2019). Easy operation, less secondary or tertiary pollution, and strong controllability make the EF process sustainable with the assistance of efficient heterogeneous catalysts that generated free radicals for the degradation and elimination of organic contaminants and MPs (Chen *et al.*, 2020).

### INFLUENCE OF MPs ON ENVIRONMENT

The presence of microplastics is ubiquitous to the environment which is interconnected via diverse networks, which triggers the integrity of both biotic and abiotic components (Chunzhao *et al.*, 2019). It adsorbed various toxic chemicals in the environment and transported them within different habitats and consumed by diverse groups of aquatic organisms. It resists the growth of microorganisms such as algae, bacteria, and yeast, thus affecting their fundamental positions in the environment, and finds various ways to affect terrestrial organisms through respiratory pathways, especially humans. It triggers normal metabolic performance, can accumulate inside cells and shows cytotoxic effects (Hu *et al.*, 2020). The degradation of microplastics sometimes releases harmful and potentially hazardous substances such as organic contaminants, co-polymers, etc (Chunzhao *et al.*, 2019). Photodegradation of PE microplastics inhibits the growth and liver functioning in juvenile grouper, *Epinephelus moara*, mainly due to their accumulation in their bodies and secretion of endogenous contaminants (Wang *et al.*, 2020b). The presence of microplastics and their toxic degradation products affects soil fertility by disrupting soil microbe's structure, nutrient uptake capacity by plants, and soil physicochemical properties (Sintim *et al.*, 2021).

### Challenges and suggestions

The degradation of microplastic releases some intermediate products that may be toxic to the environment. So it is important to find out a way to segregate the toxic products thus they cannot be sustained in the environment. Toxicity detection of the products after degradation is necessary to figure out their impact on the environment. Selective use of microbes and specific photocatalyst helps for the degradation of MPs into useful and non-toxic components. The application of proteomics and genomics can help in the isolation and selection of specific microbes for the degradation of MPs. The use of biotechnological tools can be implemented for the production of engineered microbial enzymes that degrade plastics.

### Conclusion

Microplastics (MPs) are persistent organic pollutants that have gained serious concern over the last couple of decades because of their drastic impact on the environment. This comprehensive review summarized the possible current microplastics remediation technologies, their mechanisms, current developments, and challenges with suggestions. The technologies so far discussed here include advanced oxidation processes such as photocatalytic oxidation, photodegradation, electro-oxidation, and also focused on bioremediation technology. Traditional methods such as incineration and landfills are challenging due to their small size. There are few studies based on the environmental impact of microplastic degradation products and found to have potential risks. So, further optimization of the process of degradation, extraction, and identification of the products needs to be done. In near future, we can implement in-situ management of microplastic degradation if we overcome the knowledge gaps through proper research and developments to achieve fruitful results in a sustainable manner.

### Conflicts of interest

The author declares no conflict of interests regarding the publication of this manuscript.

### ACKNOWLEDGEMENTS

Author would like to thank International Association for Hydro Environmental Engineering & Research (IAHR-Spain) and Hohai University, Nanjing for giving the platform.

**Open Access:** This is an open access article distributed under the terms of the Creative Commons Attribution NonCommercial 4.0 International License, which permits unrestricted use, distribution, and reproduction in any medium, provided the original author(s) or sources are credited.

### REFERENCES

Ainali, N. M., Bikiaris, D. N & Markopoulos, D. A (2021). Aging effects on low- and

- high-density polyethylene, polypropylene and polystyrene under UV irradiation. *Journal of Analytical and Applied Pyrolysis*, 105207.
- Alomar, Carme & Deudero, Salud. (2017). Evidence of microplastic ingestion in the shark *Galeus melastomus* Rafinesque, 1810 in the continental shelf off the western Mediterranean Sea. *Environmental Pollution*, 223-229.
- Andrady & A. L. (2017). The plastic in microplastics: a review. *Marine Pollution Bulletin*, 119(1), 12e22.
- Anglada, A, Ortiz, D, Urriaga & Ortiz, Inmaculada. (2010). Electrochemical oxidation of landfill leachates at pilot scale: Evaluation of energy needs. *Water science and Technology: a journal of the International Association on Water Pollution Research*, 61, 2211-7, <https://doi.org/10.2166/wst.2010.130>
- Ariza-Tarazona, M. C. Villarreal & Chiu, J. F. (2020). Microplastic pollution reduction by a carbon and nitrogen-doped TiO<sub>2</sub>: effect of pH and temperature in the photocatalytic degradation process. *Journal of Hazardous Materials*, 395, 122632.
- Autá, H. S., Emenike, C. U & Fauziah, S. H. (2017). Screening of Bacillus strains isolated from mangrove ecosystems in Peninsular Malaysia for microplastic degradation. *Environmental Pollution*, 231, 1552-1559.
- Bamos, G., Petala, A., & Frontistis Z (2021). Recent Trends in Pharmaceuticals Removal from Water Using Electrochemical Oxidation Processes. *Environments*, 021; 8(8), 85. <https://doi.org/10.3390/environments8080085>
- Chen, J., Wan, J., Gong, Y., Xu, K., Zhang, H., Chen, L., Liu, J & Liu, C (2020). Effective electro-Fenton-like process for phenol degradation on cerium oxide hollow spheres encapsulated in porous carbon cathode derived from skimmed cotton. *Chemosphere*, 128661.
- Chunzhao, Chen & Ling (2019). Organotin release from polyvinyl chloride microplastics and concurrent photo degradation in water: impacts from salinity, dissolved organic matter, and light exposure. *Environmental Science and Technology*, 53(18), 10741-10752.
- Du, H., Xie, Y. & Wang, J. (2021). Microplastic degradation methods and corresponding degradation mechanism: research status and future perspectives. *Journal of Hazardous Materials*, 418.
- Ganesh, K. A., Anjana, K & Hinduja, M (2019). Review on plastic wastes in marine environment biodegradation and biotechnological solutions, *Marine Pollution Bulletin*, 150, 110733.
- Gaylarde, C. C., Neto, J & da Fonseca EM., (2020). Nanoplastics in aquatic systems - are they more hazardous than microplastics? *Environmental Pollution*, 272, 115950.
- Gewert, B., Plassmann, M. M. & Macleod, M. (2015). Pathways for degradation of plastic polymers floating in the marine environment. *Environ Sci Process Impacts* 17(9).
- Geyer, R., Jambeck, J. R., & Law, K. L. (2017). Production, use, and fate of all plastics ever made. *Science Advances*, 3.
- Giacomucci, L., Raddadi, N & Soccio, M. (2020). Biodegradation of polyvinyl chloride plastic films by enriched anaerobic marine consortia. *Marine Environment Research*, 158, 104949.
- Gu, Y., Zhao, J., & Johnson, J. A. (2020). Polymer networks: from plastics and gels to porous frameworks. *Angewandte Chemie International Edition*, 59(13), 5022-5049.
- Hao, Du., Yuqun, Xie & Jun, Wang (2021). Microplastic degradation methods and corresponding degradation mechanism: Research status and future perspectives. *Journal of Hazardous Materials*, 418, 2021,126377.
- Hu, K., Tian, W & Yang, Y (2021). Microplastics remediation in aqueous systems: strategies and technologies. *Water Research*, 1, 117144.
- Jiang, R., Lu, G., Yan, Z., Liu, J., Wu, D & Wang, Y. (2020). Microplastic degradation by hydroxy-rich bismuth oxychloride. *Journal of Hazardous Materials*, 405, 124247.
- Kang, J., Zhou, L., Duan, X., Sun, H., Ao, Z. & Wang, S. (2019). Degradation of cosmetic microplastics via functionalized carbon nano springs. *Matter* 1(3), 745-758.
- Khoironi, A., Anggoro, S., & Udarno, S. S. (2019). Evaluation of the interaction among microalgae Spirulina sp, plastics polyethylene terephthalate and polypropylene in freshwater environment. *Journal of Ecological Engineering*, 20(6), 161-173.
- Lambert, S., Sinclair, C & Boxall, A (2014). Occurrence, degradation, and effect of polymer-based materials in the environment. *Rev. Environmental Contamination and Toxicology*, 227, 1-53.
- Lebreton, B, Slat, F., Ferrari, B., Sainte, Rose, J., Aitken, R., Marthouse, S., Hajbane, S., Cunsolo, A., Schwarz, A., Levivier, K., Noble, Debeljak, H., Aral, R., Schoeneich Argent, R., Bramini & Reisser, J. (2018). Evidence that the great pacific garbage patch is rapidly accumulating plastic. *Scientific Reports*, 8, 4666.

- Lenz, R., Enders, K. & Nielsen, T. G. (2016). Microplastic exposure studies should be environmentally realistic. *Proceedings of the National Academy of Sciences of the United States of America*, 113(29), E4121eE4122.
- Luo, J., Chen, W., Song, H., Liu, J. (2020). Fabrication of hierarchical layer-by-layer membrane as the photocatalytic degradation of foulants and effective mitigation of membrane fouling for wastewater treatment. *Science of Total Environment*, 699, 134398. <https://doi.org/10.1016/j.scitotenv.2019.134398>
- Miao, F., Liu, Y., Gao, M., Yu, X., Xiao, P., Wang, M., Wang, S & Wang, X. (2020). Degradation of polyvinyl chloride microplastics via an electro-Fenton-like system with a TiO<sub>2</sub>/graphite cathode. *Journal of Hazardous Materials*, 399, 123023.
- Moreira, F. C., Soler, J., Fonseca, A., Saraiva, I., Boaventura, R. A., Brillas, E., & Vilar, V. J. (2016). Electrochemical advanced oxidation processes for sanitary landfill leachate remediation: Evaluation of operational variables. *Applied Catalysis B: Environmental*, 182, 161-171.
- Nabi, I., Bacha, A.-U.-R., Li, K., Cheng, H., Wang, T., Liu, Y., Ajmal, S., Yang, Y., Feng, Y., & Zhang, L. (2020). Complete photocatalytic mineralization of microplastic on TiO<sub>2</sub> nanoparticle film. *Iscience* 23 (7), 101326.
- Nakata, K. & Fujishima, A. (2012). TiO<sub>2</sub> Photocatalysis: Design and Applications. *Journal of Photochemistry and Photobiology C: Photochemistry Reviews*, 13, 3, 169-189.
- Park, S. Y., Kim, C. G. (2019). Biodegradation of micro-polyethylene particles by bacterial colonization of a mixed microbial consortium isolated from a landfill site. *Chemosphere*, 222, 527-533.
- Pirsaheb, Meghdad., Hossini, Hooshyar & Makhdoumi, Pouran (2020). Review of microplastic occurrence and toxicological effects in marine environment: Experimental evidence of inflammation. *Process Safety and Environmental Protection*, 142, <https://doi.org/10.1016/j.psep.2020.05.050>
- Rocuzzo, S., Beckerman, A. P., & Trögl, J. (2021). New perspectives on the bioremediation of endocrine disrupting compounds from wastewater using algae-, bacteria-and fungi-based technologies. *International Journal of Environmental Science and Technology*, 18(1), 89-106.
- Ramachandran, V. K., Gopal, R. K. & Sanniyasi, E. (2017). Biodegradation of polyethylene by green photosynthetic microalgae. *Journal of Bioremediation & Biodegradation*, 8 (1).
- Sarmah, P., & Rout, J. (2018). Efficient biodegradation of low-density polyethylene by cyanobacteria isolated from submerged polyethylene surface in domestic sewage water. *Environmental Science and Pollution Research*, 25.
- Singh, L. & Wahid, Z. A. (2015). Methods for enhancing bio-hydrogen production from biological process: a review. *Journal of Industrial and Engineering Chemistry*, 21, 70-80.
- Sintim, H. Y., Bandopadhyay, S., & English, M. E. (2021). Four years of continuous use of soil-biodegradable plastic mulch: impact on soil and groundwater quality. *Geoderma*, 381, 114665.
- Tofa, T. S., Kunjali, K. L., Paul, S. & Dutta, J. (2019a). Visible light photocatalytic degradation of microplastic residues with zinc oxide nanorods. *Environmental Chemistry Letters*, 17 (3), 1341-1346.
- Uheida, A., Mejía, H.G., Abdel-Rehim, M., Hamd, W., & Dutta, J. (2020). Visible light photocatalytic degradation of polypropylene microplastics in a continuous water flow system. *Journal of Hazardous Materials*, 406, 124299.
- Wang, Chunhui., Jian, Zhao & Baoshan, Xing (2021a). Environmental source, fate, and toxicity of microplastics. *Journal of Hazardous Materials*, 407.
- Wang, X., Zheng, H & Zhao, J (2020b). Photodegradation elevated the toxicity of polystyrene microplastics to grouper (*Epinephelus moara*) through disrupting hepatic lipid homeostasis. *Environmental Science and Technology*, 54(10), 6202-6212.
- Yang, N., Zhang, H., Chen, M., Shao, L. M. & He, P. J. (2012). Greenhouse gas emissions from MSW incineration in China: impacts of waste characteristics and energy recovery. *Waste Management*, 32, 2552-2560.
- Zhang, F., Zhao, Y., Wang, D., Yan, M., Zhang, J., Zhang, P., Ding, T., Chen, L & Chen, C. (2020a). Current technologies for plastic waste treatment: a review. *Journal of Cleaner Production*, 124523.
- Zhang, J., Gao, D., Li, Q., Zhao, Y., Li, L., Lin, H., Bi, Q. & Zhao, Y. (2020b). Biodegradation of polyethylene microplastic particles by the fungus *Aspergillus flavus* from the guts of wax moth *Galleria mellonella*. *Science of the Total Environment*, 704, 135931
- Zhu, L., Zhao, S. & Bittar, T. B. (2019). Photochemical dissolution of buoyant microplastics to dissolved organic carbon: Rates and microbial impacts. *Journal of Hazardous Materials*, 383, 121065.
- Zurier, H. S. & Goddard, J. M. (2021). Biodegradation of microplastics in food and agriculture. *Current Opinion in Food Science*, 37, 37-44.